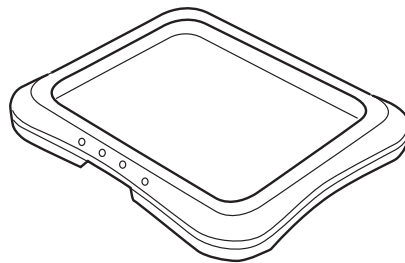


# Instruction Manual

Thank you for choosing Richell's PAW TRAX® Training Tray. Please read this instruction manual carefully before using this product, and keep for future reference.



### Features

Frame is designed to lock and hold pad down firmly in place  
 Snap-in frame makes pad changing easy  
 Non-skid rubber feet protect floors from scratches

### Cautions!

#### Note:

When handling this product, be careful not to cause injury with pointed studs of Base.

This product is designed for indoor use only. Do not use outside.  
 This product is designed for use with pets only.  
 Do not use this product for anything other than its intended purpose.  
 Keep this product away from fire or extremely high temperatures, which may cause warping to occur.  
 Use water and mild detergent to clean. Dry using a soft cloth.  
 Do not use scrub brush or abrasive cleansing powders.

### Product Specifications

#### Product Size

Large 25.2" x 18.9" x 1.6"  
 (64cm x 48cm x 4cm)

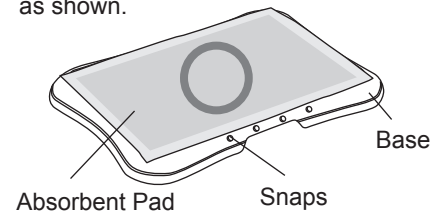
#### Material

Base / Frame PP  
 Skid Synthetic rubber

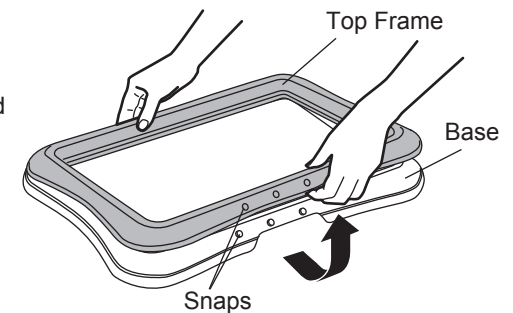
### How to use

① Remove Top Frame by pulling outward with one hand to release as shown.

② Attach Absorbent Pad to the Base as shown.

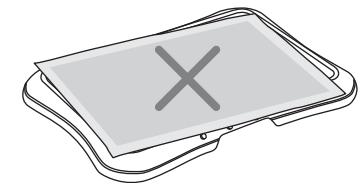


③ Replace Top Frame and "snap-in" to lock in place.



#### Note:

Make sure pad doesn't cover Snaps.



### How to potty-train your pet

①



Place tray where your pet feels most comfortable. Keep tray in same location, so your pet doesn't get confused.

②



If you notice your pet looking fidgety or restless, immediately guide him / her to the tray.

③



Give your pet plenty of praise when tray is used. Remember to train your pet patiently.

④



In case of pet "accidents", never scold your pet. Instead, clean spot immediately to remove odor. Soiled towel or rag can then be placed in tray to help guide your pet to its territory.

Designed by :  
 Richell Corporation, Japan

Distributed by :

**Richell USA Inc.**  
 2214 Paddock Way Drive, Suite 500, Grand Prairie, TX 75050  
 Phone (972) 641-9795 Fax (972) 641-8495 [www.richellusa.com](http://www.richellusa.com)